

**FREE PLAY**  
Encourage your child to stack, sort, and explore the monkeys and fruit however they like. Playing freely can spark their imagination and encourage creative thinking.

**PLAY GUIDE**  
**PATTERN MATCHING ACTIVITY**

Ask your child to follow the stacking patterns in the playbook.  
Pattern matching is a great way for children to develop their attention span and selective attention, which are important elements in their literacy and numeracy development. They'll have to pay close attention to the shape of letters and numbers in order to read, copy, and differentiate between them! Little ones will also need to exercise these attention skills when arranging letters to form a word.

**STORYTELLING ACTIVITIES**

Create a story for your little one or follow the story in the playbook. Encourage them to add on to the story or use the monkeys and fruit to act it out!

Encourage your child to think of their own story. If they need help starting it off, ask them open-ended questions to get their imagination going. Try asking them: "Why is this monkey angry?" or "What do the monkeys want to reach so high up?"

**LEVEL 3**  
**THE MONKEY BARS**

Ready for a challenge? These monkeys have spotted an extra-sweet fruit and need help building this difficult stack to reach it!



**THINK OUTSIDE THE BOX!**

These monkeys can be balanced in so many ways: try rotating or flipping 'em upside down.

Finished all the patterns?  
**Congrats!**  
Now you're a stacking pro.

**GAMEPLAY**  
**TOWER TUMBLE**

Take turns stacking monkeys and fruit with a friend.



**GAMEPLAY**  
**FRUIT BOWL**

Build a stack of monkeys and fruit, then knock it over with an orange, guava, or coconut!



**GAMEPLAY**  
**MONKEY DOMINOES**

Line up the pieces, knock the first one over, then watch the rest topple over!



**STACKING MONKEYS**


These hungry monkeys are always looking for their next snack! Known for their balance, strength, and teamwork, they know all the best poses to reach the most delicious fruit in the jungle. Tag along on their adventures to help keep their bellies full and happy!

Start at Level 1 and try to recreate all the stacking patterns—they get harder as they progress. If your child is stuck on one pattern, just skip it and come back to it later.

**LEVEL 1**

Begin the foraging fun with these simple stacks!


**THE FRUIT STAND**



Try creating more stacks with monkeys at the bottom—these are the easiest to build!

**LEVEL 1**

**THE BANANA HOTEL**



**THE TOP BANANA**




**LEVEL 1**

**THE BANANARAMA**



**THE COCONUT HILL**



**LEVEL 2**

**THE MONKEY BUNS**

Now that you've got the hang of it, help your monkey friends with these trickier stacks!




**THE BANANA BOAT**



**LEVEL 2**

**THE JUNGLE GYM**



**THE BANANA SPLIT**



**LEVEL 2**

**THE MONKEY STAIRCASE**



**THE MONKEY BUSINESS**



See if you can build more stacks with circular fruit in the middle!